

# Quilter's By Heart's Desire

Good morning, Quilters,

**August 2022**

**2020 Officers**

President	Cindy Pannier
Vice President /Program	Medina Richards
Secretary	Linda Jabour
Treasurer	Karen Petrignani
Historian	Doris Matthews
Newsletter Editor	Lucy Large
Web Editor	Tricia Nelson

I hope a few of you were able to meet the challenge from last month's letter. Were you able to at least slay one dragon living in your quilting space? I sorted all the selvage strips I have been saving. Cut the fancy ones into 18" strips, (that is enough to include all the design) and will find a home for the solid strip from the opposite edge. I am planning to use the selvages fir a stringy star pattern that I began several years ago. I am going to work on it at the retreat this month. Can't wait.

It is the time of year when we need to begin thinking about the future... that would be officers for next year. I have asked members of the board to serve as a nominating committee. When...if you get a call please say yes. This guild is very easy to work with. everyone pitches in and helps when ask. So, please say yes!

We will be working on our Quilt of Valor this month. There will be machine stitching, hand stitching and time to visit with each other. These meetings are always fun and productive. Please remember to bring the blocks you made from the supplies furnished last month. We can't make the quilt without them.

I cannot forget to mention the pizza box challenge. Hang in there It will not be long and we'll be finished, and you will get to see the blocks for your next quilt.

Quilt on,  
Cindy

**Meeting**

**August 15 2022**

**7:00 pm**


**Quilt As You Go!!**

**QOV project**

**By**

**Polly Duggan**

**This will be a working meeting, so you might want to bring a few of your own personal hand sewing supplies.**



**Red** is the color for August

## **QUILTERS BY HEARTS DESIRE JULY 18, 2022 MINUTES**

President, Cindy Pannier, called the July meeting to order on Monday, July 18, 2022 at St. Marks Methodist Church. She welcomed our members and visitors. Jackie Watkins introduced her granddaughters, Madeline Tindall and Karoline Erickson. Cindy also recognized Christal Jenkins, former member.

Cindy requested a motion to approve the June minutes as published in the newsletter. Ellie Mills made the motion and the motion carried.

Treasurer, Karen Petrigani, reported that our current balance is \$1,920.01. She paid \$12.28 for QOV postage and \$19.23 for a MQA door prize.

### **ANNOUNCEMENTS**

MQA Report: Patricia Welsch, MQA Education Director

The Summer Gathering is now history. President Judy Stokes published the feedback forms. Majority of comments were very positive. The two constructive feedback themes were the stairs—no elevator and the food. The venue, the instructors' classes and the opportunity to reconnect with old friends and make new friends were common positive responses.

October 14-15, MQA's Fall Gathering, Columbus, MS at Fairview Baptist Church.

August 5: Rankin County Quilters Sit -n-Sew. The program will be making a Square in a Square block.

August 26-27: QBHD Fall Sewing Retreat at St. Mark's Methodist Church.

Quilter, Valerie Miller's Estate Sale in Pearl: Pam Avara

Very little fabric left. There remains a good selection of patterns, books, DMC floss, publications and some rulers, zippers and trims.

### **COLOR TOPIC: Color Blend--Look at Fabric in a Different Way by Billie Harrell.**

***The Best of Blended Quilts – From the Beginning*** by Marsha McCloskey and Sharon Evans Yenter introduced the trend of looking at fabrics from a different point of view.

Color of the fabric's print, flow of color and pattern interaction result in remarkable quilts. Usually start with light colors and gradually blend into darker colors.

Billie provided some fabric examples where the prints gradually blended from light to dark.

Her personal taste has changed over the years. Where she once selected creams or white she now selects neutrals like gray.

When Billie is fabric shopping, if she finds a fabric she loves, she gets a minimum of 2 yards, enough to start a project. She doesn't use fat quarters.

Her quilt examples included civil war reproduction, a Blooming Nine Patch and others with fabric selection where the color flows.

Other publications: [a] ***Blended Quilts*** and ***Blended Wall Quilts*** by Marsha McCloskey and Sharon Evans Yenter [b] ***Tradition with a Twist*** (Blooming Nine Patch) by Blanche Young and Dalene Young Stone



Red will be the color for August.

## **REPEAT QUILTER'S TIP**

**For 5" blocks or the Pizza Box block, be sure to cut off selvage from material.**

## **JULY PROGRAM: The Quilting History in Central Mississippi Area---Ann Root**

Cindy Pannier introduced our guest speaker by stating that she moved to the Jackson area after Ann Root had closed her quilt shop in Clinton, MS and had moved to be closer to family.

Ann opened her shop in 1979 with a partner. Her partner was the quilter and she was the seamstress who made garments. After going to her first Houston Quilt Show and Market, she became a converted quilter after seeing all the beautiful quilts hanging from the ceiling.

A dozen quilters met in October 1990 at Ann Root's Olde Town Stitchery Quilt Shop to discuss the possibility of forming a state quilt organization. These visionaries included Martha Ginn, Chris Dahlman, Ollie Jean Lane, Martha Skelton, Marilyn Rose, Suzanne Schutt and others. They wondered if there would be enough interest to make such an organization possible. They knew there were guilds throughout the state but they were not connected. The first gathering was held in February 1991 at the Paul B. Johnson State Park. About 180 attended. The **Mississippi Quilt Association** was official and Martha Ginn was the first president.

In 1994 the Documentation Committee was formed to explore the possibility of conducting a statewide quilt search. From 1995-1997 quilt search days were held throughout the state. Carol Vickers, served as Chairman with Martha Skelton very involved. The project was started without funds. The quilt documentation photos became the source for the published book, **Mississippi Quilts**, featuring 127 quilts. The book was launched at the Old Capitol Museum in 2001.

Quilts often tell a story that are passed down through the family generations. Children remember the quilts they slept under and recognize fabrics in a scrap quilt.



Ann's first quilt was made for her daughter, who picked out her dress fabrics and her school colors, she was a cheerleader. It is loved to this day!

During the quilt search project, they saw quilts that were made to be warm and special quilts used only for visitors. Some wealthy wives had their slaves quilt for them.

. Ann's Special Quilts with Her Stories

[a] Round Wedding Ring Quilt: She saw the pattern and she wanted it and made hers with lavender background.

[b] Her Pine Block Quilt featured detailed blocks with a unique design and striking colors.

[c] Her Christmas Sampler Block of the Month Quilt 2002 included additional blocks





**Mississippi Quilts** was dedicated to Martha Skelton. Martha was an artist and a dear friend. She traveled with her. Martha liked old quilts and Ann does too. Another blessing is that quilters are some of the nicest people. She enjoyed her customers, local and out of town visitors. She closed her shop in 1998 after 17 years in business. In closing, Cindy Pannier thanked Ann Root for her presentation and her contribution as a charter member of the **Mississippi Quilt Association**



**AUGUST PROGRAM: Constructing Quilt of Valor Blocks by Polly Duggan**


Following the “Blended Quilt” theme we will be making QOV blocks following the **Reversible Quilts** technique by Sharon Pederson, or quilt as you go.

Kits with directions have been prepared for members to take home and assemble. The kit is complete with batting and fabric strips using sew and flip method starting in the middle. Don’t trim the block.

Use red thread in your bobbin.

Bring finished block to August meeting for assembly.

This technique was used when we assembled our guild quilt gifted to our adopted Katrina Quilter.



## SHOW, TELL & SHARE

### Jackie Watkins and Granddaughters' beautiful projects


Karoline Erickson: displayed her 20" x 20" wall hanging of a tree. It is her design to include fabric selection and machine quilting.

Madeline Tindall chose stained wood as her project. She cut the strips, stained and framed it.



### Marilyn Rose

She discovered a spiral tool using rayon thread to add bling to a piece. She had fun playing with it!!



### Billie Harrell

She displayed her blended fall quilt using four-patch or double Irish chain she calls *Two to Tango*.

Her medallion quilt is example of using blended fabrics for the rows. The color flow makes the quilt.





**Pamela Avara:**

Baby handbag is a Zip & Clip Bag by Around the Bobbin  
She displayed quilt using Botanical Magic fabric by Lola Molina for Wilmington Prints and the teal fabric is from Maywood Studios.



**Karen Petrignani:**

She finished two small felted wool projects.



**Jan Clark**

She finished her VA quilt top using the simple 16 block pattern.



**Ellie Mills:**

She displayed her Luscious Layers quilt top made in Marilyn Rose's class


She made a Spider Man quilt for a silent auction

She makes Baby Miniatures for the new arrivals in her neighborhood and attaches her sweet poem.



**Cindy Pannier**

She has already put her Strip Poker strips to good use making a double 9-Patch in reverse blocks.



**NOVEMBER MEETING--PIZZA BLOCK EXCHANGE CONCLUSION**

Make time to sign your blocks using Marilyn's verified pen, Pentel Gel roller pen for fabric. Doesn't wash out.

**MEETING ADJOURNED:** Cindy Pannier thanked Ann Root for sharing her Quilting Story.

Linda Jabour  
QBHD Secretary

**Ellie Mills:**

She displayed her Luscious Layers quilt top made in Marilyn Rose's class

She made a Spider Man quilt for a silent auction

She makes Baby Miniatures for the new arrivals in her neighborhood and attaches her sweet poem.

